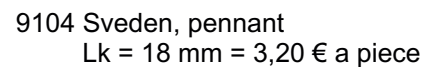
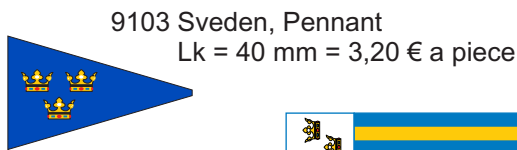
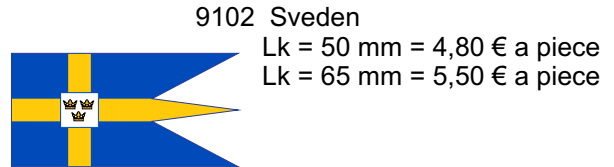
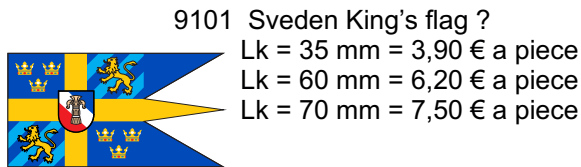


## special series

Flags that were designed by model makers for special ships, without proven historic authenticity.

### 1. Wasa

The flag sources are unknown.



### 2. San Felipe

San Felipe is one of the most beautiful ship models and is frequently built.

However, many experts doubt the historic authenticity. The ship's plans most probably originated only in the imagination of an enthusiastic maritime historian.

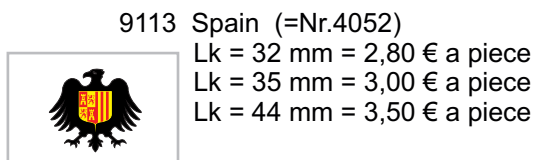
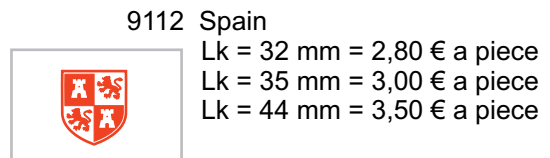
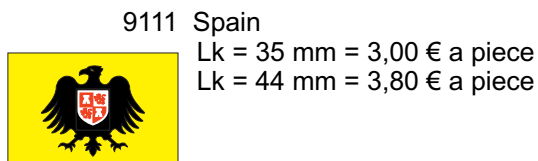
However, there are hints in the following book:

EL BUQUE EN LA ARMADA ESPAÑOLA

from Verlag Silex in Madrid


I.S.B.N. 84-85041-50-x

Shapes from renowned historians together with Professors, museum-directors and others.



To add on top of this according to wish the numbers 4100 and 4111 from the normal Spanish series in the necessary size.

Orders to: Hans-Juergen Blissenbach, Leineweg 46, D-33689 Bielefeld, Germany,  
Phone: +49 5205 4618, Fax: +49 5205 4963,  
Mail: [hansblissenbach@t-online.de](mailto:hansblissenbach@t-online.de)  
In your order please specify flag number and leech length Lk in mm



### 3. Adler von Lübeck from 1567

Is the eagle of Lübeck a Karacke or Galeone?  
 Over here the opinions probably break up. You find from both ship types elements.  
 In every trap it is one of the biggest ships of his time  
 and for model maker an interesting object. Who wants to know more,  
 find it under the following web page:  
[www.deutsche-museumswerft.de/projekt00.php](http://www.deutsche-museumswerft.de/projekt00.php)  
 There is a Pdf file with more than 80 sides for downloading.  
 This file contains the complete today's level of knowledge including her History over this ship.


9121 Adler von Lübeck \*)  
 Lk = 35 mm = a piece € a piece



9122 Adler von Lübeck \*)  
 Lk = 35 mm = 2,70 € a piece  
 Lk = 45 mm = 3,40 € a piece



9125 Adler von Lübeck, strip flag \*)  
 Lk = 42 mm = 3,65 € a piece  
 Lk = 60 mm = 4,90 € a piece



\*) Attention:  
 When hoisting the flag be careful  
 not to put it upside down!

9127 Adler von Lübeck, Pennant  
 Lk = 16 mm = 3,15 € a piece



9128 Adler von Lübeck, Pennant  
 Variante  
 Lk = 22 mm = 3,70 € a piece



9129 Lübeck, Hanse Pennant  
 Lk = 13 mm = 2,20 € a piece



### 4. Flag of galleys

e.g., for the La real  
 (more in preparation)

9140 Flag of galleys  
 (the single dimensions differ  
 in detail)

Lk = 22 mm = 2,90 € a piece  
 Lk = 36 mm = 3,50 € a piece  
 Lk = 45 mm = 4,30 € a piece  
 Lk = 74 mm = 7,20 € a piece




↑ The white fields also  
 cut out, with it the wooden stick  
 visible it remains.

9146 Rail flag  
 Lk = 15 mm = 0,90 € je Stck



Orders to: Hans-Juergen Blissenbach, Leineweg 46, D-33689 Bielefeld, Germany,  
 Phone: +49 5205 4618, Fax: +49 5205 4963,  
 Mail: [hansblissenbach@t-online.de](mailto:hansblissenbach@t-online.de)  
 In your order please specify flag number and leech length Lk in mm




## More flags of galleys


9147 Royal stander  
Lk = 44 mm = 5,25 € a piece  
Lk = 80 mm = 9,65 € a piece



9148 Royal pennant  
Lk = 34 mm = 4,30 € a piece



9149 Royal pennant  
Lk = 22 mm = 2,70 € a piece



9150 Aft flag  
Lk = 41 mm = 3,90 € a piece



### Sovereign of the Seas

The following flags are often used for the Sovereign of the Seas. Other modelers prefer the war flag No. 2002 or the Royal Standard No 2173, or combinations of these flags. A verifiable proof of the correctness of the flagging for this model is not available.

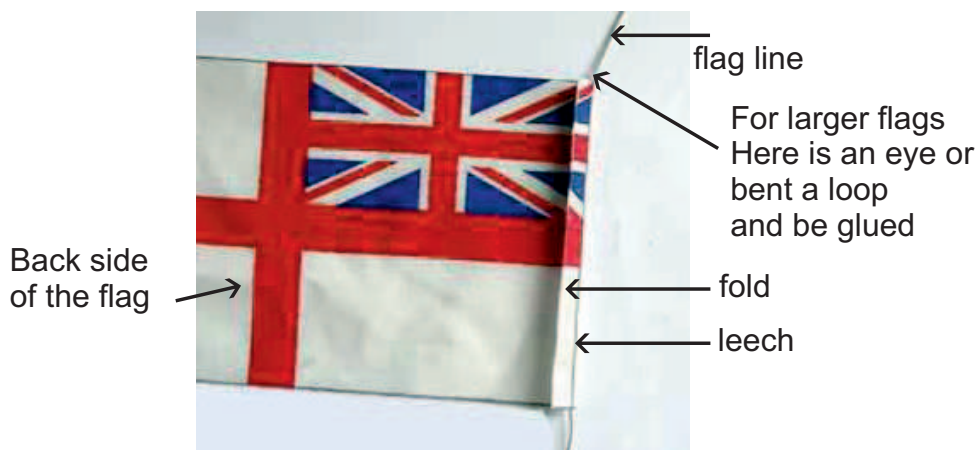
9210 The Royal Arms  
Lk = 90 mm = 10,90 € a piece



9212 C u. R Flag  
Lk = 50 mm = 4,35 € a piece



### Cut and process the flags:



To glue of the leech the material adhesive Gütermann HT2 is recommended. (available in most material dealings or haberdasher's shops).

- The glue thinly inside at the fold.  
Wait for 3 - 4 minutes, adhesive must be nearly dry, the fold press together around the line.

Or (heat bonding)

- The glue thinly inside at the fold.  
Leave to dry for 20 minutes.  
the fold press together around the line.  
Join parts, iron lightly ( use wool setting)